

Bellows pumps

KB series



KB type



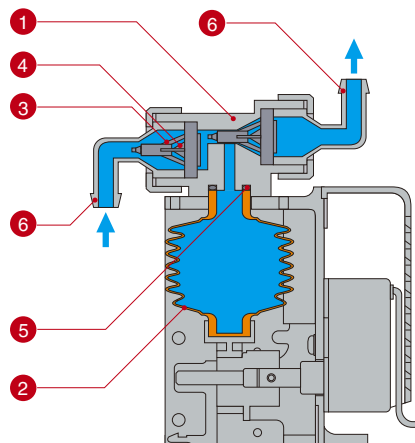
KBA type



KBR type

Persuit of compact-size and cost-effectiveness

The IWAKI bellows pump KB series (KB, KBA & KBR) is chemical feed pump which features the simplest structures and low cost. KBA and KBR, developed by pursuing compact-size and facilities which are used in the small flow range. Since all waste is eliminated and high reliability is ensured, KB series is suitable to various applications such as chemical feeding units, food processing machinery and analytical equipment in addition to quantitative chemical feeding to automatic photo developing machines.



Above illustration shows KBR type.

Wet-end Materials

Parts	Material
1 Pump head	GFRPP
2 Bellows	PP
3 Poppet Valve A	PP
4 Poppet Valve B	EPDM FKM
5 O-Ring	EPDM FKM
6 Inlet and Outlet	GFRPP

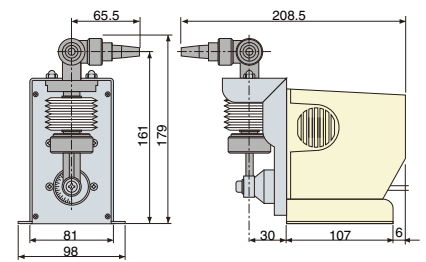


KB type

Specifications

Type	Model	Max.Capacity mL/min		Stroke rate spm		Max. Pressure MPa	Connection I.D. mm	Motor output W 50,60Hz
		50Hz	60Hz	50Hz	60Hz			
Simplex	KB-3X	1450	1740	110	132	0.03	12	3.2
	KB-4N	2150	2550	40	48	0.03	12	25
Duplex	2KB-3X	1450x2	1740x2	110	132	0.03	12	3.2

Dimensions in mm

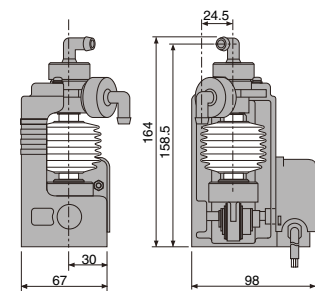


KBA type

Specifications

Type	Model	Max.Capacity mL/min		Stroke rate spm		Max. Pressure MPa	Connection I.D. mm	Motor input W 50,60Hz
		50Hz	60Hz	50Hz	60Hz			
Simplex	KBA-1Z	29	35	10	12	0.04	9	3.5
	KBA-2Z	62	75	10	12	0.04	9	3.5
	KBA-3Z	119	141	10	12	0.03	9	3.5
	KBA-3Y	146	175	12.5	15	0.02	9	3.5
	KBA-3X	232	278	20	24	0.01	9	3.5
	KBA-3V	300	360	30	36	0.01	9	4.5
Duplex	2KBA-1Z	29x2	35x2	10	12	0.03	9	3.5
	2KBA-2Z	62x2	75x2	10	12	0.03	9	3.5
	2KBA-3Z	119x2	141x2	10	12	0.02	9	3.5
	2KBA-3Y	146x2	175x2	12.5	15	0.01	9	3.5
	2KBA-3X	232x2	278x2	20	24	0.01	9	4.5
	2KBA-3V	300x2	360x2	30	36	0.01	9	4.5
Triplex	3KBA-1Z	30x3	36x3	10	12	0.02	9	3.5
	3KBA-2Z	64x3	77x3	10	12	0.02	9	3.5
	3KBA-3Z	119x3	143x3	10	12	0.02	9	3.5
	3KBA-3Y	146x3	175x3	12.5	15	0.01	9	3.5
	3KBA-3W	216x3	259x3	18	21.6	0.01	9	4.5

Dimensions in mm

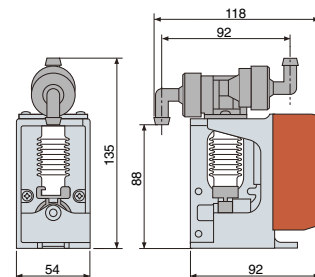


KBR type

Specifications

Type	Model	Max.Capacity mL/min		Stroke rate spm		Max. Pressure MPa	Connection I.D. mm	Motor input W 50,60Hz
		50Hz	60Hz	50Hz	60Hz			
Simplex	KBR-0Z	4.1	4.9	10	12	0.01	4	3.5
	KBR-0X	8.2	9.8	20	24	0.01	4	4.5
	KBR-1Z	17	20	10	12	0.01	9	3.5
	KBR-2Z	25	30	10	12	0.01	9	3.5
	KBR-2X	50	60	20	24	0.01	9	4.5
	KBR-3Z	90	108	10	12	0.01	9	3.5
	KBR-3X	180	216	20	24	0.01	9	4.5

Dimensions in mm



All illustrations above show *simplex* type.

Notes

- (1) Max.flow rate shown above is value under following conditions. • Clear water 20°C. • Discharge side is fully open.
- (2) Flow rate is varied by liquid temp.
- (3) Max.discharge pressure shown on above table is value when suction lift is 0 m.
- (4) Liquid temperature : KB:0-60°C, KBA:0-40°C, KBR:0-40°C
- (5) Ambient temperature : 0-40°C(10-40°C for 3KBA-3W 220/240V, 5-40°C for KBR)

www.iwakipumps.jp

IWAKI CO.,LTD. 6-6 Kanda-Sudacho 2-chome Chiyoda-ku Tokyo 101-8558 Japan TEL : (81)3 3254 2935 FAX : 3 3252 8892

EUROPE / U.S.A.

European office: IWAKI Europe GmbH
 Austria : IWAKI (Austria) GmbH
 Belgium : IWAKI Belgium N.V.
 Denmark : IWAKI Nordic A/S
 Finland : IWAKI Suomi Oy
 France : IWAKI France S.A.
 Germany : IWAKI Europe GmbH
 Holland : IWAKI Holland B.V.
 Italy : IWAKI Italia S.R.L.
 Norway : IWAKI Norge AS
 Spain : IWAKI Iberica Pumps, S.A.
 Sweden : IWAKI Sverige AB
 Switzerland : IWAKI (Schweiz) AG
 U.K. : IWAKI Pumps (UK) Ltd.
 U.S.A. : IWAKI America Inc.

TEL: (49)2154 9254 0 FAX: 2154 9254 48
 TEL: (41)26 674 93 00 FAX: 26 674 93 02
 TEL: (32)13 67 02 00 FAX: 13 67 20 30
 TEL: (45)48 24 2345 FAX: 48 24 2346
 TEL: (358)9 2745810 FAX: 9 2742715
 TEL: (33)1 69 63 33 70 FAX: 1 64 49 92 73
 TEL: (49)2154 9254 50 FAX: 2154 9254 55
 TEL: (31)297 241121 FAX: 297 273902
 TEL: (39)02 990 3931 FAX: 02 990 42888
 TEL: (47)66 81 16 60 FAX: 66 81 16 61
 TEL: (34)943 630030 FAX: 943 628799
 TEL: (46)8 511 72900 FAX: 8 511 72922
 TEL: (41)26 674 93 00 FAX: 26 674 93 02
 TEL: (44)1743 231363 FAX: 1743 366507
 TEL: (1)508 429 1440 FAX: 508 429 1386

ASIA / OCEANIA

Australia : IWAKI Pumps Australia Pty Ltd. TEL: (61)2 9899 2411 FAX: 2 9899 2421
 China
 Hong Kong : IWAKI Pumps Co., Ltd. TEL: (852)2607 1168 FAX: 2607 1000
 Shanghai : IWAKI Pumps (Shanghai) Co., Ltd. TEL: (86)21 6272 7502 FAX: 21 6272 6929
 Beijing : IWAKI Pumps Co., Ltd. (Beijing office) TEL: (86)10 6442 7713 FAX: 10 6442 7712
 Guangzhou : GFTZ IWAKI Engineering & Trading Co., Ltd. TEL: (86)20 8435 0603 FAX: 20 8435 9181
 Indonesia : IWAKI Singapore (Indonesia Branch) TEL: (62)21 6906606 FAX: 21 6906612
 Korea : IWAKI Korea Co.,Ltd. TEL: (82)2 3474 0523 FAX: 2 3474 0221
 Malaysia : IWAKI Sdn. Bhd. TEL: (60)3 7803 8807 FAX: 3 7803 4800
 Philippines : IWAKI Chemical Pumps Philippines, Inc. TEL: (63)2 888 0245 FAX: 2 843 3096
 Singapore : IWAKI Singapore Pte Ltd. TEL: (65)6316 2028 FAX: 6316 3221
 Taiwan : IWAKI Pumps Taiwan Co., Ltd. TEL: (886)2 8227 6900 FAX: 2 8227 6818
 Thailand : IWAKI (Thailand) Co.,Ltd. TEL: (66)2 322 2471 FAX: 2 322 2477
 Vietnam : IWAKI Pumps Vietnam Joint Venture Co., Ltd. TEL: (84)61 933456 FAX: 61 933399

()Country codes

Caution for safety use: Before use of pump, read instruction manual carefully to use the product correctly. Actual pumps may differ from the photos. Specifications and dimensions are subject to change without prior notice. For further details please contact us.