



PUMP
PROTECTOR

DRN

Detects unusual pump operating conditions including dry-running and overload

The DRN model protects equipment (including pumps) from damage!

Minimizes production downtime.

Identifies possible causes of alarms so they can be investigated and addressed.

Multiple Input — Two analog, one digital, one temperature input and one current input

Easy operation — Equipped with EASY setup mode to remember the operation status and set the lower/upper limit values, as well as AUTO setup mode

Bar graph — Visible indication of current operating status

Logging capability — Data log feature for preventative maintenance scheduling

Communication — RS485 external communication capability

Specifications

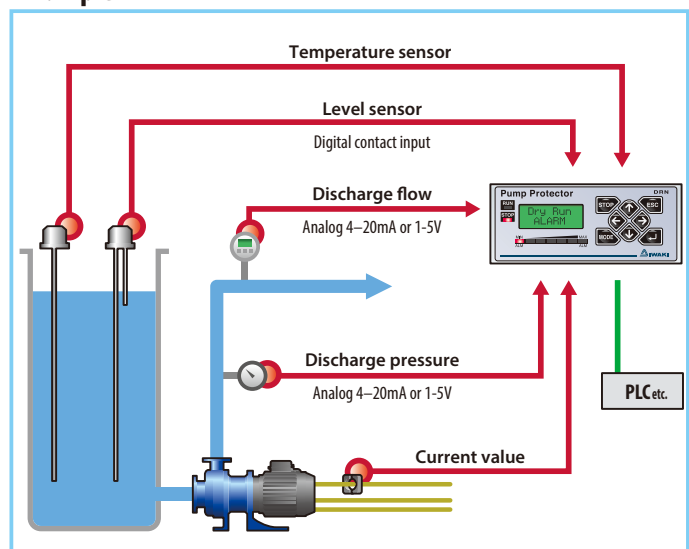
Model	DRN-01	DRN-02
Amperometric range	0.5–30.00A	5.0–200.0A
Unit's source voltage	AC100–240V 50/60Hz 10VA	
Operating temperature	0–40°C	
Operating humidity	35–85%RH	
Current sensor	JS10FL	JS24FL
Analog input 1	4–20mA or 1–5V	
Analog input 2	4–20mA or 1–5V	
Temperature range	–50–200°C (Pt100, K thermocouple)	
Digital contact input	No-voltage contact signal (also for external reset)	
Contact output	For pre-alarm: AC250V 8A (load resistance) 1c For pump-stopping: AC250V 8A (load resistance) 1a	
Logging capability	Past records (with the calendar)	
Communication	RS485 incorporated	
Supported models	MX, SMX, MXM, MDM, MDE, MDW	
External dimension in mm	D71 x W108 x H90	

* Not used as an inverter.


* Safety: UL 61010-1
CAN/CSA-C22.2 No. 61010-1-12
EN61010-1 EN61326-1, EN50581

* EMC: EN61326-1
* RoHS: EN50581

Example

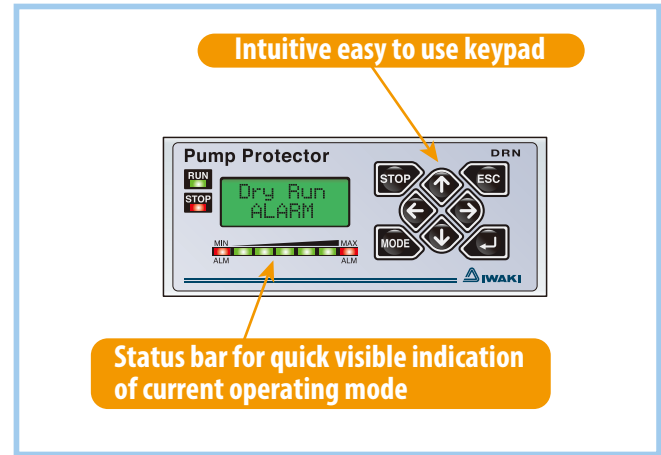


Clamp-type current sensor for ease of installation



No modification of motor leads necessary.

Improved operability and visibility



Normal operation : Green Signal
Abnormal operation : Red Signal

Features

Item	Description
Input	1. Motor current measurement (DRN-01: 0.5–30.00A, DRN-02: 5.0–200.0A)
	2. Discharge pressure measurement (4–20mA or 1–5V)
	3. Analog measurement (4–20mA or 1–5V)
	4. Temperature measurement (-50–200°C K-thermocouple or platinum resistance temperature detector Pt100)
	5. Digital contact input (for external reset, setup change or level sensor)
Setup methods	1. EASY setup (set lower/upper limits based on the logged pump status at low/high flow rate)
	2. AUTO setup (automatically set lower/upper limit based on normal pump status)
	3. MANUAL setup (manually set lower/upper limit)
Bar graph display	Visual indication of current pump operation within a programmed range
Log review	The built-in calendar enables review of various items, including:
	1. Time and cause of alarm (20 most recent alarms)
	2. Time of maintenance (10 most recent operations)
	3. Cumulative operating time of a pump and a DRN device
	4. Cumulative number of times MC relay and ALM relay are activated
	5. Setting
6. Model	
Pre-alarm	When measured value exceeds the pre-alarm set value, a pre-alarm is issued before stopping the pump.
Pump-stopping output	When measured value is out of the lower/upper limit range, the pump shut off relay is activated.
Current offset	Offsets the measured current value.
Scaling	Changes the measurement range and unit.
Temperature offset	Offsets the measured temperature.
Maintenance time notice	Displays a notification that the device should be maintained.
Dual detection	Monitors motor current and discharge pressure. When an alarm is activated for either, displays the assumed cause. (LowFlow, OverLoad, DryRun, HighFlow)
Automatic cavitation detection	Automatically detects cavitation and issues a warning.
Communication	RS485 communication.
Other Features	Keypad lock, Initialization.



<https://www.iwaki.de>

IWAKI Europe GmbH, Siemensring 115, 47877 Willich, Germany
TEL: +49 2154 9254 0 FAX: +49 2154 9254 48 E-Mail: sales@iwaki.de

Caution for safety use:
Before use of pump, read instruction manual carefully to use the product correctly.

Actual pumps may differ from the photos. Specifications and dimensions are subject to change without prior notice. For further details please contact us.

Legal attention related to export.

Our products and/or parts of products fall in the category of goods contained in control list of international regime for export control. Please be reminded that export license could be required when products are exported due to export control regulations of countries.

The posting and copying from this catalogue without permission is not accepted firmly.